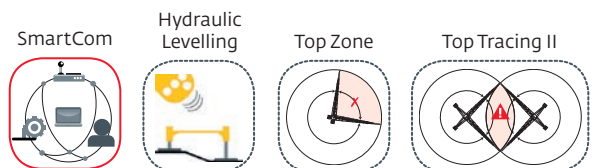
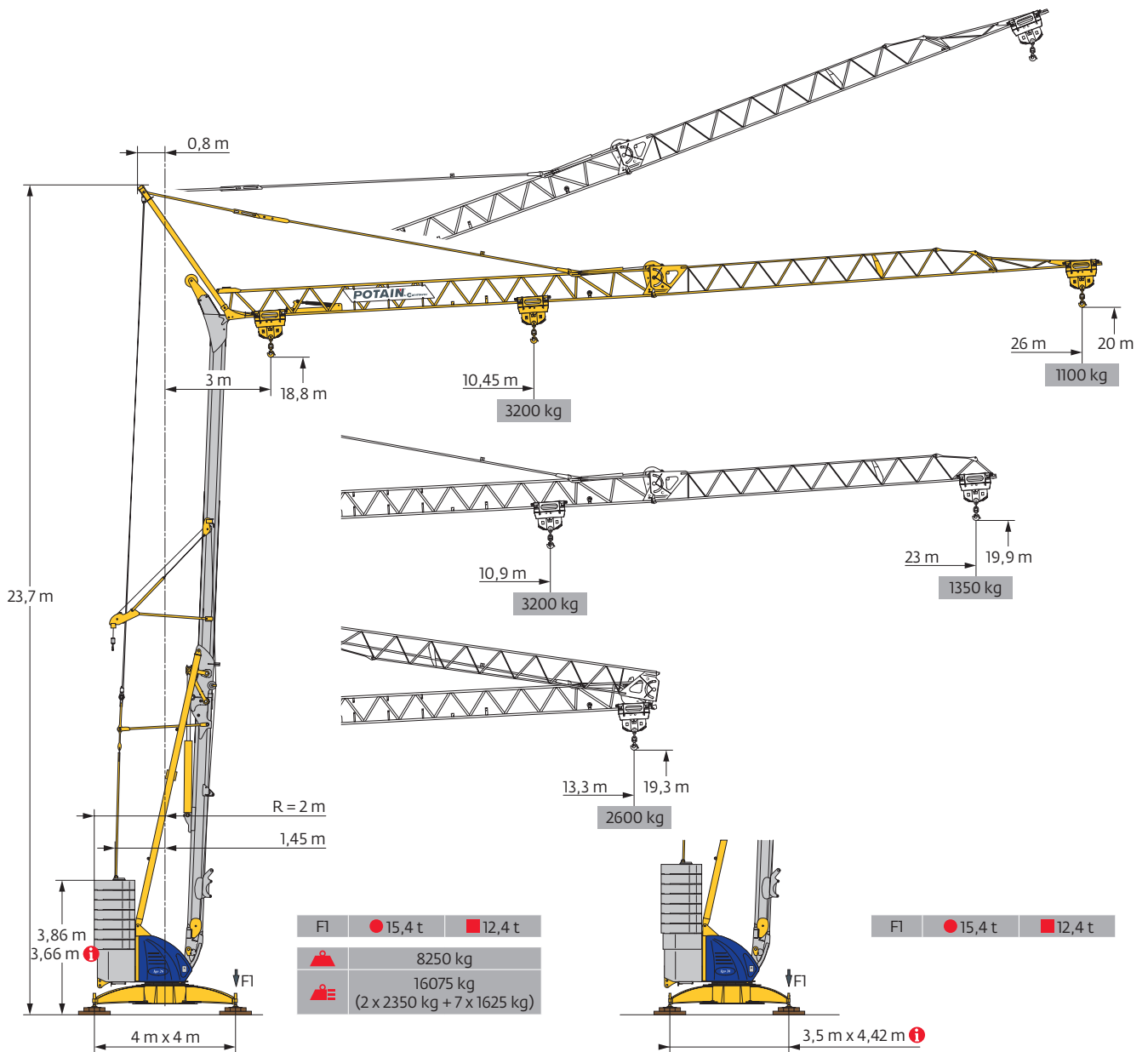
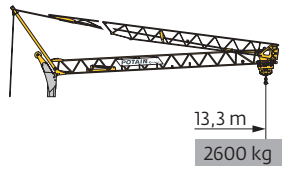


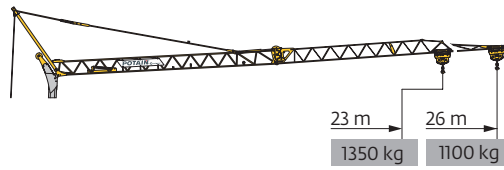
Igo 26



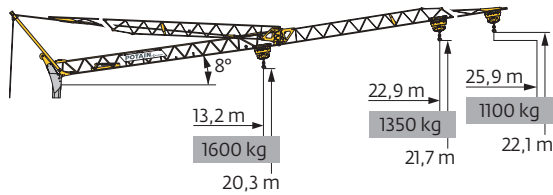
Courbes de charges / Lastkurven / Load curves / Curvas de cargas / Curve di carico
 Curvas de carga / Кривые нагрузок



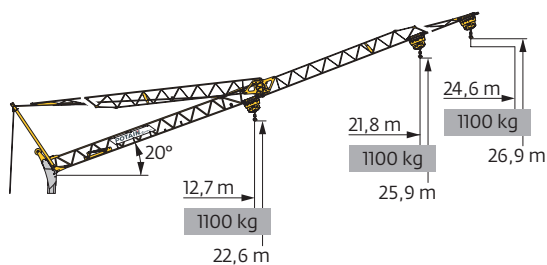
26 m	3	▶	11,3	12	13,3	m
▲▲▲			3200	2960	2600	kg
					1600	kg
					1600	kg
23 m	3	▶	11,3	12	13,3	m
▲▲▲			3200	2960	2600	kg
					1600	kg
					1600	kg



10,45	11	12	13	14	15	16	17	18	19	20	21	22	23	24	25	26	m
3200	2995	2680	2420	2200	2020	1860	1725	1600	1495	1405	1320	1240	1175	1110	1055	1000	kg
								1600	1495	1405	1320	1240	1175	1110	1055	1000	kg
								1600	1515	1425	1350	1275	1215	1155	1100		kg
10,9	11	12	13	14	15	16	17	18	19	20	21	22	23				m
3200	3170	2840	2565	2335	2140	1975	1830	1705	1600	1495	1405	1325	1250				kg
									1600	1495	1405	1325	1250				kg
									1600	1505	1425	1350					kg



26 m	3	▶		18	19	20	21	22	23	24	25	25,9	m
▲▲▲				1600	1490	1395	1310	1235	1165	1105	1045	1000	kg
					1600	1505	1420	1340	1270	1210	1150	1100	kg
23 m	3	▶		18,9	19	19,9	20	21	22	22,9			m
▲▲▲				1600	1585	1495	1485	1395	1315	1250			kg
					1600	1590	1500	1415	1350				kg



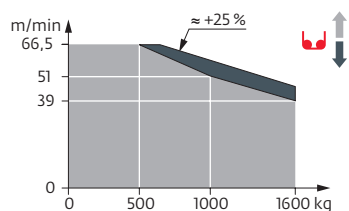
26 m	3	▶										24,6	m
▲▲▲												1000	kg
												1100	kg
23 m	3	▶									21,8	m	
▲▲▲											1000	kg	
											1100	kg	

Mécanismes / Triebwerke / Mechanisms / Mecanismos / Meccanismi
 Mecanismos / Механизмы


400 V - 50 Hz 480 V - 60 Hz												ch - PS hp	kW	
	15 LVF 10 Optima	m/min	3,6	18	39	51	66,5	1,8	9	19,5	25,5	33	15	11
		kg	1600	1600	1600	1000	500	3200	3200	3200	2000	1000		
	3 DVF 5	m/min	19 - 45 (0 → 1000 kg) 19 - 41 (1000 → 3200 kg)									3	2,2	
	RVF 31 Optima+	tr/min U/min rpm	0 → 0,8									2	1,5	

IEC 60204-32	kVA
400 V (+10% -10%) 50 Hz / 480 V (+6% -10%) 60 Hz	14 kVA

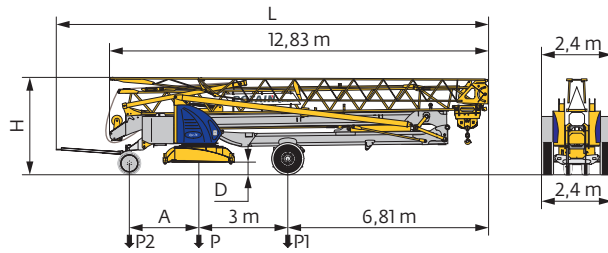
15 LVF 10 Optima



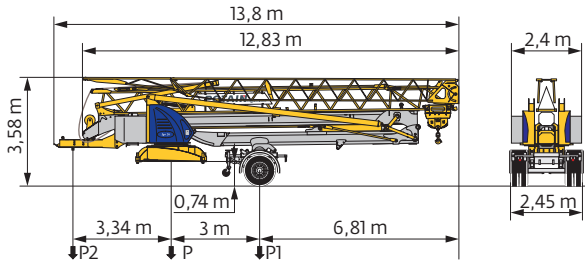
Montage / Montage / Erection / Montaje / Montaggio
 Montagem / Монтаж



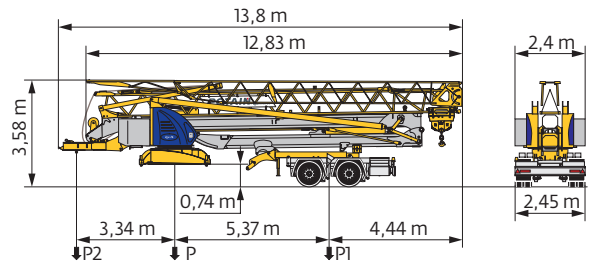
Transport / Transport / Transport / Transporte / Trasporto
Transporte / Транспортировка



	km/h	A (m)	D (m)	H (m)	L (m)	P (kg)	P1 (kg)	P2 (kg)
DS62/S120	10	2,35	0,36/0,21	3,2/3,05	14,48	13860	9000	4860
DJ100/S125	25	2,45	0,38/0,23	3,22/3,07	14,77	14205	9290	4915



	km/h	P (kg)	P1 (kg)	P2 (kg)
SL121/J135	25	15120	10920	4200



	km/h	P (kg)	P1 (kg)	P2 (kg)
SL122/J215M (EBS)	80	16190	9510	6670

	FR	DE	EN	ES	IT	PT	RU
R	Rayon de giration	Schwenk radius	Rear slewing radius	Radio de giro	Raggio di rotazione	Raio de rotação	Задний габарит
i	Nous consulter	Auf Anfrage	Consult us	Consultarnos	Consultateci	Consultar-nos	Проконсультируйтесь у нас
●	Réactions en service	Reaktionskräfte in Betrieb	Reactions in service	Reacciones en servicio	Reazioni in servizio	Reacções em serviço	Реакция при работе
■	Réactions hors service	Reaktionskräfte außer Betrieb	Reactions out of service	Reacciones fuera de servicio	Reazioni fuori servizio	Reacções fora de serviço	Реакция в покое
▲	Poids à vide, sans lest, sans trains de transport, avec flèche maxi. et hauteur standard.	Gewicht ohne Last, ohne Ballast, ohne Transportachsen, mit max. Auslager und Standardhöhe	Weight without load, without ballast, without transport axes, with max. jib and standard height	Peso en vacío, sin lastre, sin trenes de transporte con flecha y altura estándar	Peso a vuoto, senza zavorra, senza assali di trasporto, con braccio max e altezza standard.	Peso em vazio, sem lastro, sem eixos de transporte com lança máxima e altura standard.	Вес без груза, без балласта, без осей для транспортировки, с максимальным вылетом стрелы и стандартной высотой
▲	Poids total du lest	Ballast-Gesamtgewicht	Total ballast weight	Peso total del lastre	Peso totale della zavorra	Peso total do lastro	Общий вес балласта
□	Équipements standards	Standardausrüstungen	Standard equipment	Equipamiento de serie	Equipaggiamento standard	Equipamento de série	Стандартное оборудование
□	Équipements optionnels	Sonderausrüstungen	Options	Equipamiento opcional	Equipaggiamento in opzione	Equipamento opcional	Дополнительное оборудование (опция)
↑	Levage	Heben	Hoisting	Elevación	Sollevamento	Elevação	Подъем
→	Distribution	Katzfahren	Trolleying	Distribución	Distribuzione	Distribuição	Перемещение по стреле
↻	Orientation	Schwenken	Slewing	Orientación	Rotazione	Rotação	Поворот
kVA	Puissance requise	Erforderliche Leistung	Required power	Potencia Necesaria	Potenza richiesta	Potência Necessária	Потребляемая мощность
⚠	Document commercial non contractuel. Pour toute information technique se référer à la notice correspondante.	Unverbindliches Vertriebsdokument. Für technische Informationen, siehe die entsprechenden Anweisungen.	This commercial document is not legally binding. For any technical information, please refer to the corresponding instructions.	Documento comercial no contractual. Para cualquier información técnica, ver la noticia correspondiente.	Documento commerciale non vincolante, per tutte le informazioni tecniche fare riferimento al catalogo istruzioni.	Documento comercial não contratual. Para qualquer informação técnica complementar consultar as respectivas instruções.	Этот коммерческий документ не является юридически обязательным. Для получения технической информации, см. соответствующие инструкции.



Americas
Manitowoc, Wisconsin, USA
Tel: +1 920 684 6621
Fax: +1 920 683 6277

Shady Grove, Pennsylvania, USA
Tel: +1 717 597 8121
Fax: +1 717 597 4062

Europe, Middle East, Africa
Dardilly, France
Tel: +33 (0)4 72 18 20 20
Fax: +33 (0)4 72 18 20 20

China
Shanghai, China
Tel: +86 21 6457 0066
Fax: +86 21 6457 4955

Greater Asia-Pacific
Singapore
Tel: +65 6264 1188
Fax: +65 6862 4040

www.manitowoccranes.com

©2016 All Rights Reserved – Manitowoc Cranes, LLC and its affiliates.